

Scaled data based on original data using
LM-79-08 Approved Method: Electrical and Photometric Measurements of Solid-
State Lighting Products

Test Report Prepared for
Cooper Lighting Solutions
(formerly Eaton)

Brand: McGRAW-EDISON

Report Number: P199971

Luminaire Tested: **GWC-AF-01-LED-E1-SL3-7030-600**

Issue Date: 3/3/2020

Test Information

Test Method: LM-79-08
Report Number: P199971
TEST IS SCALED FROM IESNA LM-79-08 TEST DATA (P24288)
Test Lab: INNOVATION CENTER P2
Issue Date: 3/3/2020
Manufacturer: COOPER LIGHTING SOLUTIONS (FORMERLY EATON)
Product Line: MCGRAW-EDISON
Catalog Number: GWC-AF-01-LED-E1-SL3-7030-600
Description: GALLEON WALL LUMINAIRE
(1) 70 CRI, 3000K, 615mA LIGHTSQUARE WITH 16 LEDS EACH AND TYPE III SPILL
LIGHT ELIMINATOR OPTICS
Light Source: -
Ballast/Driver: ELECTRONIC DRIVER

Summary

Lumens per Lamp: N/A
Luminaire Lumens: 4050.3 lumens
Efficiency: N/A
Efficacy: 119.1 lumens/watt
Luminous Opening: Rectangular (W 0.5' x L: 0.5' x H: 0')
IES Classification: Type III - Medium - Non-Cutoff
BUG Rating: B1 - U0 - G1

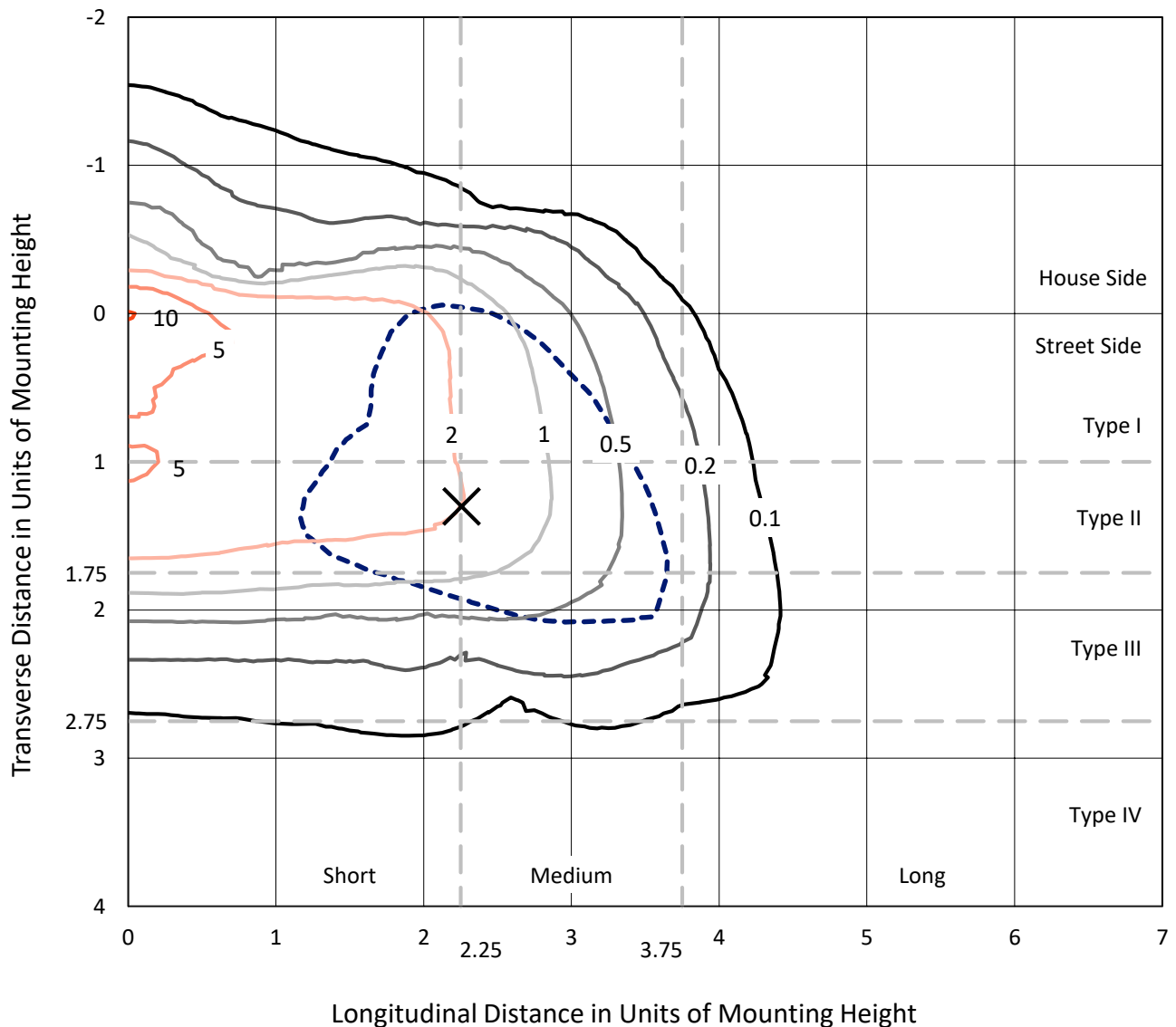
Input Watts (W): 34
Input Voltage (V): NR
Input Current (Ain): NR
Voltage Rise (V): NR
Power Factor: NR
Total Harmonic Distortion (THDi): NR
Frequency (hertz): 60
Stabilization Time: NR
Operation Time: NR
Ambient Temperature (°C): NR
Test Distance: 25 FT



REPORT NUMBER: P199971
 CATALOG NUMBER: GWC-AF-01-LED-E1-SL3-7030-600

Iso-Footcandle Lines of Horizontal Illumination

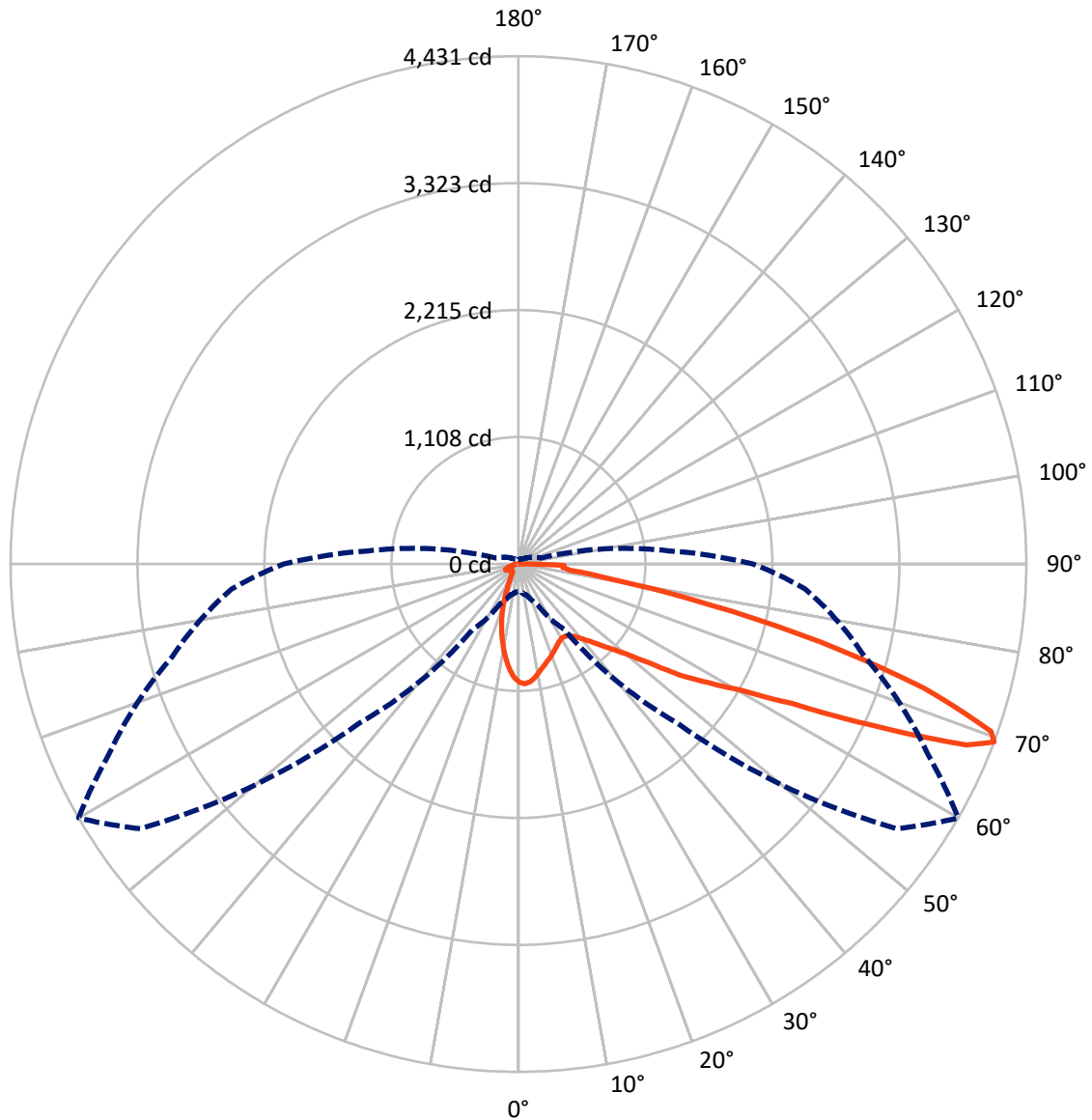
✕ Max cd
 - - - 1/2 Max cd



Based on 10 foot mounting height. Maximum calculated value = 10.3 fc
 Type III - Medium - Non-Cutoff

REPORT NUMBER: P199971
CATALOG NUMBER: GWC-AF-01-LED-E1-SL3-7030-600

Luminous Intensity Polar Plot



— Vertical Plane Through 60-Deg Lateral - - - Horizontal Cone Through 69-Deg Vertical

REPORT NUMBER: P199971

CATALOG NUMBER: GWC-AF-01-LED-E1-SL3-7030-600

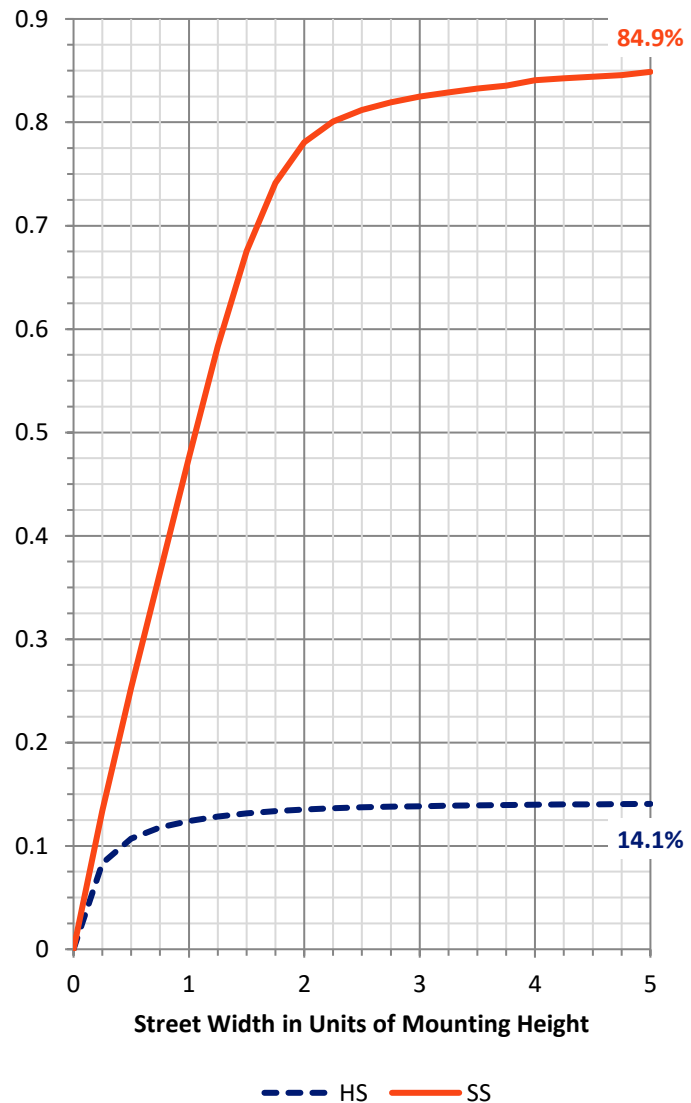
FLUX DISTRIBUTION:

		Downward	Upward	Total
House Side	Lumens	576.2	0.0	576.2
	% Fixture	14.2	0.0	14.2
Street Side	Lumens	3474.0	0.0	3474.0
	% Fixture	85.8	0.0	85.8
Total	Lumens	4050.3	0.0	4050.3
	% Fixture	100.0	0.0	100.0

Coefficient of Utilization

ZONAL LUMENS:

Zone	Lumens	% Fixture
0°-10°	87.3	2.2
10°-20°	185.9	4.6
20°-30°	236.9	5.8
30°-40°	325.7	8.0
40°-50°	528.4	13.0
50°-60°	847.5	20.9
60°-70°	1127.9	27.8
70°-80°	609.0	15.0
80°-90°	101.6	2.5
90°-100°	0.0	0.0
100°-110°	0.0	0.0
110°-120°	0.0	0.0
120°-130°	0.0	0.0
130°-140°	0.0	0.0
140°-150°	0.0	0.0
150°-160°	0.0	0.0
160°-170°	0.0	0.0
170°-180°	0.0	0.0
0°-90°	4050.3	100.0
0°-180°	4050.3	100.0



REPORT NUMBER: P199971

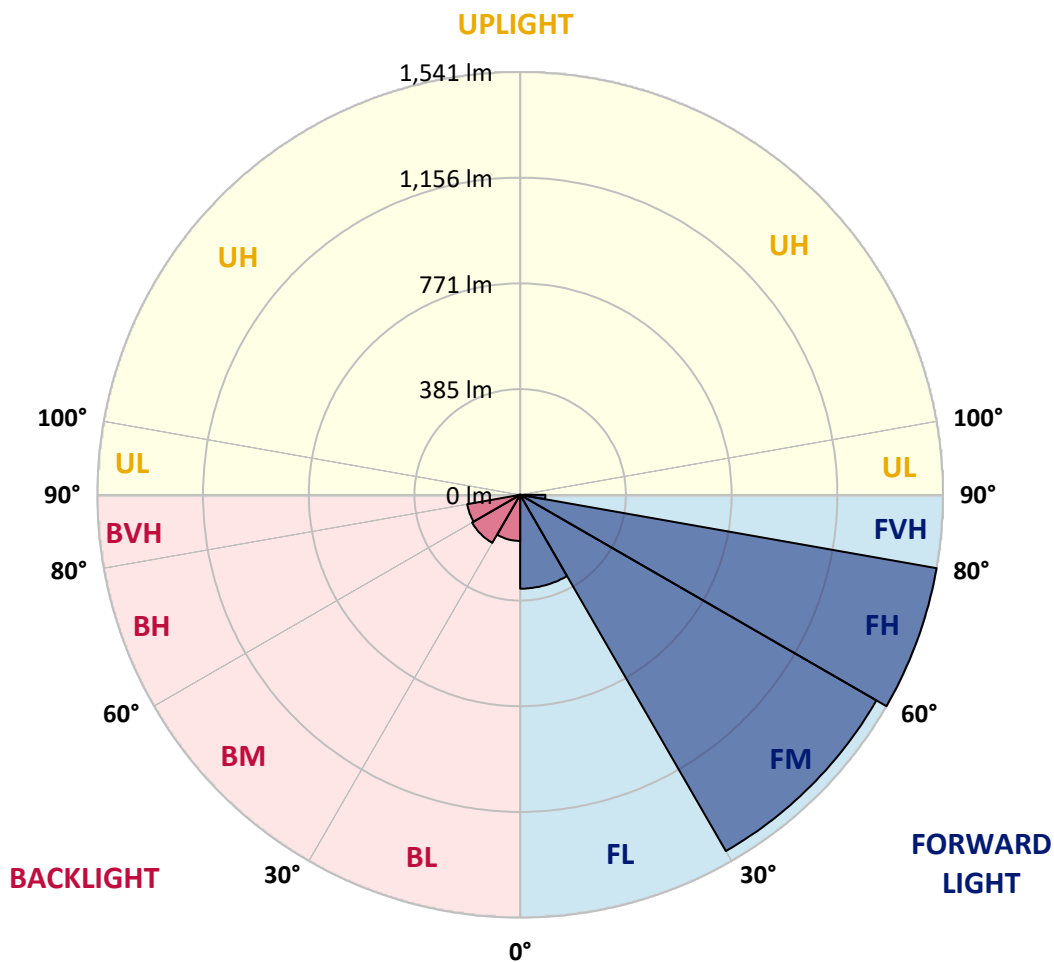
CATALOG NUMBER: GWC-AF-01-LED-E1-SL3-7030-600

LUMINAIRE CLASSIFICATION SYSTEM LUMEN TABLE AND BUG RATING:

Zone	Lumens	% Fixture	Zone Rating/Lumen Limit		
			B	U	G
FL (0°-30°)	342.0	8.4			
FM (30°-60°)	1499.2	37.0			
FH (60°-80°)	1541.0	38.0			G1/1800
FVH (80°-90°)	91.8	2.3			G1/100
BL (0°-30°)	168.1	4.2	B1/500		
BM (30°-60°)	202.4	5.0	B0/220		
BH (60°-80°)	195.9	4.8	B1/500		G1/500
BVH (80°-90°)	9.8	0.2			G0/10
UL (90°-100°)	0.0	0.0		U0/0	
UH (100°-180°)	0.0	0.0		U0/0	

BUG Rating: B1-U0-G1

Type III Medium





REPORT NUMBER: P199971

CATALOG NUMBER: GWC-AF-01-LED-E1-SL3-7030-600

CANDELA DISTRIBUTION (FULL):

	0°	5°	15°	25°	35°	45°	55°	60°	65°	75°	85°
0°	1032.1	1032.1	1032.1	1032.1	1032.1	1032.1	1032.1	1032.1	1032.1	1032.1	1032.1
2.5°	1053.1	1055.6	1054.6	1054.1	1055.8	1053.0	1047.4	1045.6	1042.8	1036.4	1025.4
5°	1013.7	1020.7	1020.4	1025.6	1034.3	1036.8	1034.2	1034.5	1029.6	1021.5	1003.3
7.5°	945.4	948.4	949.9	961.5	977.5	990.4	1001.4	1004.8	1002.6	995.7	972.2
10°	874.9	877.4	881.0	894.5	914.8	932.6	953.4	965.3	970.4	969.2	943.0
12.5°	814.5	816.8	821.7	837.0	861.3	883.2	913.3	928.1	940.2	947.5	919.4
15°	760.3	765.4	770.1	787.6	814.8	843.7	877.7	896.5	915.3	931.6	898.4
17.5°	718.1	723.1	725.9	741.9	770.9	806.2	846.0	868.1	891.5	918.3	877.7
20°	693.6	696.0	694.8	703.7	729.8	767.1	814.5	840.1	868.5	905.6	856.9
22.5°	686.7	686.9	682.7	681.7	698.5	730.0	780.8	811.9	846.8	897.4	839.1
25°	703.4	702.7	691.1	681.4	683.2	701.6	748.3	784.6	828.6	895.7	825.5
27.5°	740.3	742.1	724.7	706.7	688.9	688.4	723.8	761.9	813.8	903.7	819.6
30°	792.2	795.1	776.5	753.7	720.2	692.6	714.1	748.3	804.4	920.4	818.6
32.5°	849.0	852.1	838.0	813.9	770.1	719.3	720.8	749.5	804.1	943.7	825.2
35°	909.4	912.9	905.6	885.3	836.6	768.3	746.2	768.5	816.8	979.3	843.1
37.5°	976.9	982.4	984.3	965.0	912.9	833.1	787.9	804.4	845.5	1028.7	875.7
40°	1074.1	1081.7	1081.1	1053.4	1000.4	920.5	852.2	856.6	890.5	1094.9	927.9
42.5°	1260.5	1262.0	1213.3	1152.8	1096.6	1012.5	928.1	924.7	952.2	1178.6	1004.8
45°	1497.3	1490.9	1382.4	1265.7	1197.2	1118.2	1026.9	1009.8	1030.7	1280.7	1101.2
47.5°	1693.9	1679.1	1542.0	1380.9	1303.7	1233.0	1143.0	1113.0	1124.4	1396.6	1225.6
50°	1762.3	1751.1	1637.6	1476.7	1404.4	1373.1	1285.9	1243.2	1246.3	1534.6	1371.3
52.5°	1747.6	1746.0	1670.2	1540.0	1498.7	1520.3	1488.1	1430.4	1399.9	1688.0	1528.6
55°	1712.9	1716.3	1688.8	1613.5	1606.5	1662.3	1752.4	1709.8	1615.0	1842.8	1691.3
57.5°	1592.6	1601.2	1661.5	1706.1	1780.1	1863.0	1965.3	1953.2	1846.4	2010.2	1884.5
60°	1283.0	1303.0	1464.6	1688.0	1958.7	2218.1	2263.9	2235.7	2085.1	2217.8	2139.9
62.5°	898.9	919.8	1111.9	1461.6	1929.3	2619.2	2797.6	2676.1	2427.8	2523.6	2470.4
65°	481.3	491.2	638.1	1014.0	1628.8	2702.0	3577.7	3392.8	2970.5	2900.5	2753.0
67.5°	265.5	271.0	327.1	512.0	1043.2	2379.3	4074.6	4214.3	3648.9	3151.6	2701.6
69°	240.1	245.2	281.9	387.8	698.0	1967.3	4026.1	4430.9	3946.3	3126.7	2511.5
70°	234.8	239.5	272.5	357.5	565.1	1621.5	3863.5	4375.5	4017.1	3037.7	2345.5
72.5°	211.3	216.5	248.4	321.1	482.8	808.4	3060.4	3699.6	3647.2	2633.9	1779.1
75°	197.0	201.7	256.1	314.4	462.2	511.7	2017.6	2726.6	2681.0	1842.4	959.3
77.5°	84.3	83.9	118.8	266.0	469.2	495.4	1084.1	1703.4	1554.1	787.5	275.5
80°	56.4	55.4	56.4	78.2	430.3	498.1	567.9	864.6	653.1	200.7	135.8
82.5°	48.5	47.7	49.5	47.7	151.3	568.5	482.8	459.8	310.6	114.0	67.3
85°	32.7	31.3	42.6	42.8	71.4	505.3	543.9	388.4	251.2	67.7	33.3
87.5°	15.7	15.3	24.8	30.4	41.8	205.2	610.2	397.9	253.4	34.6	15.9
90°	0.0	0.0	0.0	0.0	0.0	0.0	0.0	0.0	0.0	0.0	0.0



REPORT NUMBER: P199971

CATALOG NUMBER: GWC-AF-01-LED-E1-SL3-7030-600

CANDELA DISTRIBUTION (continued):

	90°	95°	105°	115°	125°	135°	145°	155°	165°	175°	180°
0°	1032.1	1032.1	1032.1	1032.1	1032.1	1032.1	1032.1	1032.1	1032.1	1032.1	1032.1
2.5°	1022.1	1014.0	1006.3	996.9	987.0	976.1	970.7	965.2	963.7	962.2	956.8
5°	993.9	982.6	963.0	941.5	918.8	896.7	879.9	869.2	861.3	857.1	849.9
7.5°	957.5	940.9	906.7	869.4	831.4	796.5	766.4	747.5	729.5	721.0	711.4
10°	922.9	898.0	844.8	790.1	735.2	682.7	633.1	598.0	566.9	549.6	537.2
12.5°	893.2	859.1	785.3	711.2	636.1	561.1	487.0	428.7	380.0	354.3	341.2
15°	864.2	823.2	728.8	634.7	538.2	436.3	338.9	272.7	232.4	216.5	210.9
17.5°	838.0	785.3	672.1	557.7	437.2	314.0	227.7	191.3	175.9	170.6	168.8
20°	809.6	747.3	613.2	477.0	332.0	219.5	177.9	161.8	155.5	153.9	153.2
22.5°	782.2	709.6	556.7	390.7	238.5	169.5	152.9	146.2	145.2	146.5	146.5
25°	759.0	676.0	495.9	300.6	175.2	142.6	136.8	135.2	138.9	144.0	145.0
27.5°	741.6	648.4	431.2	221.9	139.6	124.0	123.9	126.4	135.6	145.4	147.3
30°	729.7	622.1	361.9	160.1	117.0	109.2	112.3	117.8	131.3	145.2	148.9
32.5°	723.6	602.8	289.7	123.9	100.2	95.8	101.2	107.8	121.1	134.1	138.9
35°	728.2	588.5	221.7	103.2	88.4	85.1	90.5	97.0	104.9	110.4	114.0
37.5°	745.8	582.9	167.2	92.6	80.5	77.2	81.6	85.3	88.4	90.0	91.8
40°	783.8	588.9	134.1	87.1	75.9	72.0	73.8	75.2	77.1	78.6	79.4
42.5°	839.7	607.2	120.0	84.9	73.5	67.8	67.5	68.1	70.6	73.5	74.2
45°	918.0	639.1	119.2	86.4	72.4	64.6	62.9	63.6	67.5	72.0	72.7
47.5°	1018.0	688.2	127.0	90.3	73.4	62.9	59.9	60.8	65.8	71.8	72.7
50°	1139.1	756.4	140.1	96.4	77.7	63.2	58.9	59.4	64.6	71.2	72.2
52.5°	1282.1	853.2	154.4	102.3	82.2	65.8	59.6	58.4	63.1	68.9	70.0
55°	1441.1	977.5	169.1	107.6	84.5	68.9	61.1	56.7	60.1	65.0	65.9
57.5°	1636.4	1151.3	194.5	112.6	86.1	71.0	62.9	55.1	56.4	59.9	60.6
60°	1900.8	1397.0	239.3	121.1	89.6	71.8	62.6	53.7	52.7	54.6	54.9
62.5°	2217.5	1663.8	276.7	131.6	95.5	72.4	61.4	52.8	49.5	49.5	49.9
65°	2405.6	1735.2	255.8	140.5	100.4	71.8	60.1	51.9	47.2	45.1	45.3
67.5°	2246.1	1526.2	219.3	142.2	100.2	69.1	57.9	50.0	44.8	41.5	41.3
69°	2046.3	1316.7	202.9	137.5	95.5	65.5	55.1	48.2	43.0	39.6	39.4
70°	1885.3	1189.0	192.1	132.4	90.3	63.1	53.0	46.3	41.6	38.4	37.9
72.5°	1370.7	779.1	164.1	113.8	74.6	52.8	45.8	40.7	37.1	35.2	34.9
75°	684.9	371.6	133.2	92.4	57.2	42.3	37.5	34.1	32.2	31.9	31.6
77.5°	225.0	170.2	95.3	68.9	42.5	33.1	30.4	27.8	27.5	28.5	28.2
80°	123.7	99.0	60.4	45.6	29.0	24.2	23.8	22.5	23.1	25.0	24.7
82.5°	63.1	51.5	37.3	27.5	19.5	17.4	19.0	18.2	19.0	20.8	20.5
85°	31.1	28.2	23.7	16.6	12.9	11.2	13.5	14.1	14.5	15.9	15.9
87.5°	18.0	16.6	12.6	7.8	6.4	5.9	7.8	7.6	9.0	9.9	9.7
90°	0.0	0.0	0.0	0.0	0.0	0.0	0.0	0.0	0.0	0.0	0.0

(END OF REPORT)